


poison Ivy Identification guide


by, Sue Cahalane, Science Teacher


When POISON IVY SAP
comes into contact with
skin, the URUSHIOL
(pronounced oo-roo-
shee-oh) oil in the sap can
cause a horrible, itchy,
painful rash. learn how to
identify this pernicious
plant!





**Leaves of 3,
let it be!**
a poison ivy leaf has 3
leaflets






Berries white, danger in sight!


the berry-like fruit (called a drupe)
is grayish/white. usually seen in late

summer/fall



If you come into
contact with poison
ivy, wash with soap &
water right away! If
you wait too long (~8
minutes) the oil will
be absorbed into
your skin.


you can buy
cleansers (such as
technu) that help to
remove the oil.



**Hairy vine,
no friend of
mine!
Raggy rope,
don't be a
dope!**

poison ivy can grow as a
bush, a trailing vine, or a
climbing vine





Longer middle: stem, stay away from them!

the stalk of the middle leaflet is longer
than the stalks of the other 2 leaflets