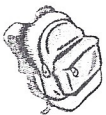
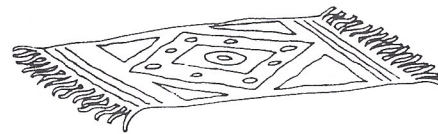

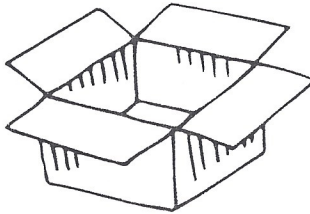



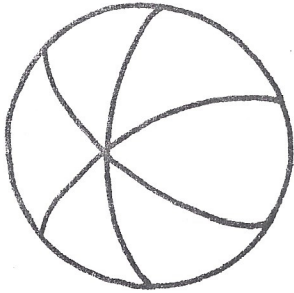


What are nonliving things?

Color each nonliving thing.



Directions: Look at the three pictures in each row. Decide which picture shows something that is nonliving. Color that picture.

Home Activity: Look around a room in your home. Have your child tell which things in the room are nonliving.