

*Mount on file folder tab.

Rhyming Rabbits!

(rhyming pictures)

Game: Rhyming Rabbits

Skill: Rhyming pictures

Game Includes: Eight rabbits and eight carrots

How to Make:

1. Color, cut out, and mount rabbits in file folder.
2. Color and cut out carrots.
3. Cut out game label and mount on folder tab.
4. Color, cut out, and mount game title on front of folder.
5. Cut out "How to Play" and mount on outside of folder.
6. If desired, cut out answer key and mount on outside of folder.
7. For durability, laminate folder and game pieces. Store pieces in plastic pocket or bag.

How to Play: Match the pictures whose names rhyme.


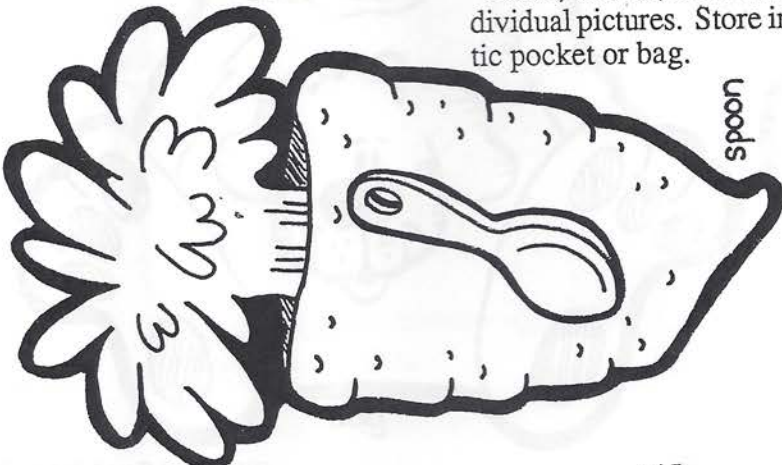
Answer Key: lamp-stamp; spoon-moon; goat-boat; rake-cake; frog-dog; cat-hat; tree-bee; star-car

*Color and cut out game title. Mount on front of folder.



RHYMING RABBITS!

*Color, cut out, and laminate individual pictures. Store in a plastic pocket or bag.




Color, cut out, and mount in folder.

Rhyming Rabbits!



*Color, cut out, and mount in folder.

Rhyming Rabbits!



*Color, cut out, and laminate individual pictures.
Store in a plastic pocket or bag.

Rhyming Rabbits!

