


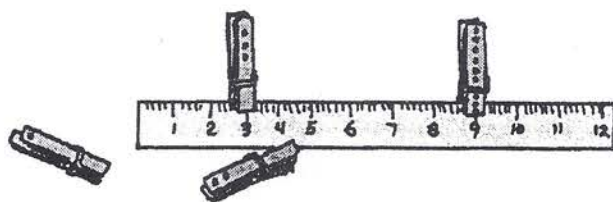


## Counting Games to Play Together

### Clothespin Matchup

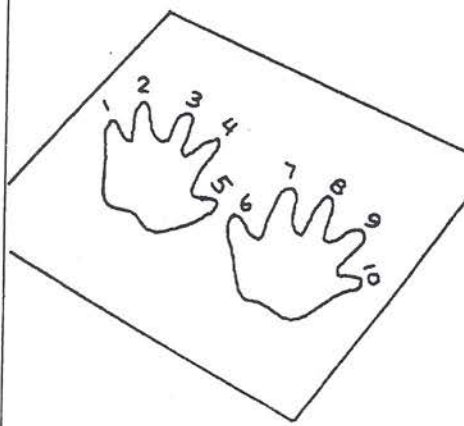
Collect 12 spring-type clothespins and number them from 1 to 12. Give the clothespins and a ruler to your child. Help your child identify the number on one of the clothespins and clip it to the matching number on the ruler. Repeat with the other clothespins.

*Variation:* Number the clothespins from 1 to 12 with sets of dots. Have your child count the dots and then clip each clothespin to the appropriate number on the ruler.



### Cotton Ball Cards

Use large index cards to make a set of five counting cards. Draw one circle on the first card, two circles on the second card, and so on. Lay the cards on a table and set out 15 cotton balls. Let your child count the cotton balls as he or she places them in the circles on the cards.



### Counting Fingers

Have your child place both hands on a piece of paper, and trace around them. Number the fingers from 1 to 10 and count them with your child. Let your child trace around your hands. Number and count your fingers as well.

### Number Collage

Help your child look in newspapers (especially the advertising circulars) and magazines for the numerals 1 to 10. Cut or tear out as many examples of each numeral as you can find. Let your child glue the numerals on a piece of construction paper to make a Number Collage.

