



# NATIONAL YOUNG READERS WEEK

An Annual Celebration of Reading Created by Pizza Hut® and The Center for the Book in the Library of Congress.

## Ladybugs Can't Be Tall

by Kevin Hill

Whether you're big or small celebrating your uniqueness is the central theme as you follow a ladybug's journey in discovering what she CAN do

### Read

#### Before:

Before you read:

Introduce the book and tell the children a little bit about it. Follow with a comment or question that is related to the story such as, *there are a lot of things ladybugs can't do - what is something you love to do*. Encourage a discussion so the children can comment, ask questions, and express their feelings. Set the stage for listening by asking an "I wonder" statement based on the cover illustration.

- *I wonder how tall the ladybug is and how it walks?*

#### During:

Encourage the children to comment on the illustrations, ask questions, and predict what will happen next in the story. Children gain confidence and a sense of achievement through being able to correctly predict how a story will end. Point out "rare words" (e.g., those words that are not commonly used in every day conversation) and help the children relate the meaning in a way that makes sense to them.

#### Rare Words in *Ladybugs Can't Be Tall*:

- gills: the respiratory organ of aquatic animals, as fish, that breathe oxygen dissolved in water
- fins: a paddle-like organ attached to the body of a fish for propulsion, steering and balance
- crawl: to move with body resting on or close to the ground, usually on hands and knees

#### After:

Discuss the story. Ask questions...

- Why can't ladybugs be tall?
- What happened to the ladybug who tried to swim?
- How do ladybugs get over bumps?
- What colors are on the ladybug?
- If ladybugs can't make honey, what insect does?
- Are ladybugs bigger or smaller than a ball?
- What do ladybugs not get the chance to do?
- Describe the bird. What does it do?
- How many ladybugs can you see on each page?

**Do**

## Ladybug Count

**You will need:** print the *Ladybug Count* sheet, one for each student.

After reading the story, walk through the story and count all the ladybugs you find. Hand out the *Ladybug Count* sheet to each child. Give each student enough time to color and match the groups of ladybugs to the correct number.





# NATIONAL YOUNG READERS WEEK




An Annual Celebration of Reading Created by Pizza Hut® and The Center for the Book in the Library of Congress.

## LADYBUG COUNT




5




15




10



20



1



**BOOK IT!**