

# The Very Hungry Caterpillar

by Eric Carle

Loved by children and parents alike since 1969, this is a wonderful narrative about a hungry caterpillar with some growing to do. Each page is filled with vibrant die-cut images and repetitive text. It's sure to become a classroom favorite.



## Read

### Before:

Introduce the book and tell the children a little bit about it. Follow that with a comment or question that is related to the story such as, If you could eat any kind of food, what would it be? Do you think you would get sick from eating all that food? Encourage a discussion so the children can comment, ask questions, and express their feelings. Set the stage for listening by asking an "I wonder" statement based on the cover illustration.

- I wonder if this caterpillar can move very fast?

### During:

Encourage the children to comment on the illustrations, ask questions, and predict what will happen next in the story. Ask the children to try and remember as you read which animal crawled in the mitten first, second, and so on. Point out "rare words" (e.g., those words that are not commonly used in every day conversation) and help the children relate the meaning in a way that makes sense to them.

### Rare Words in *The Very Hungry Caterpillar*:

- salami: a large, thick type of sausage
- cocoon: a sheath or house for a caterpillar
- nibbled: to take small quick bites

### After:

Discuss the story. Ask questions...

- The caterpillar hatched out of an egg. What other animals hatch from eggs?
- How big do you think the egg was that the caterpillar hatched out of?
- On Monday, he ate through one apple. Tell me some things you know about apples.
- Who can describe what a pear looks like?
- Which is bigger – a pear or a plum?
- Do strawberries grow underground? What color are they before they ripen?
- Why did the caterpillar have a stomachache?
- After the caterpillar ate through a nice green leaf, he felt better. What makes you feel better when you have a stomachache?
- Has anyone ever seen a cocoon?
- Why are butterflies so beautiful?

[www.bookitprogram.com/redzone](http://www.bookitprogram.com/redzone)

Visit the R.E.D. Zone for more reading-readiness, printables, read-aloud tips, resources and more!



**Do**

## **But He Was Still Hungry....Sequencing**

**You will need:** a long piece of yarn for each student, tape, a hole punch, crayons/markers, scissors and copies of the Food cards

**Before:** to make stringing the cards easier, wrap a piece of tape around each end of the yarn

Hand each child a piece of yarn, the Food cards, scissors and crayons/markers. Allow the students enough time to color each card. After cutting out the cards, have the children punch one hole in each card. Next, re-read the story. As you read, the children will string the food on the piece of yarn in the correct sequential order.


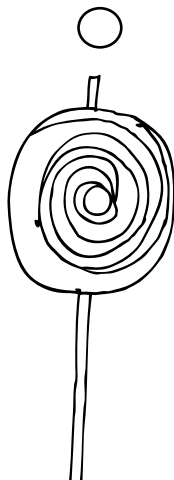
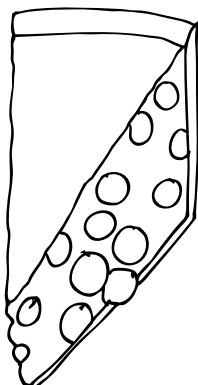

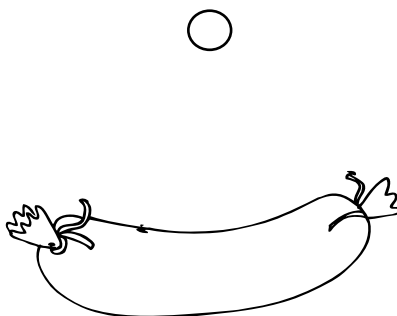
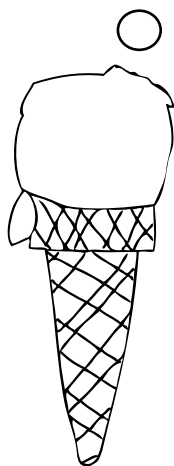
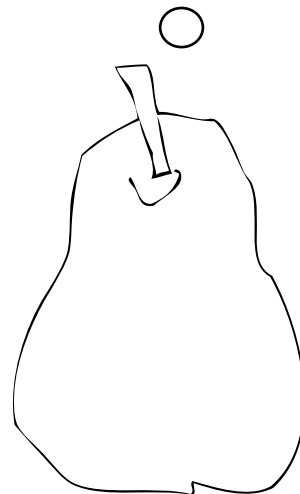
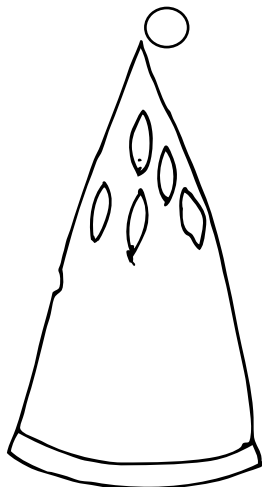

**Additional Activities:** The Very Hungry Caterpillar is full of basic learning skills. If desired, ask the students to identify the names and amounts of the foods being eaten, the colors used throughout the book and the days of the week. You can also use the story to introduce the metamorphosis of a butterfly (egg-caterpillar-chrysalis/cocoon- butterfly)

My Name \_\_\_\_\_



[www.bookitprogram.com/redzone](http://www.bookitprogram.com/redzone)

# Food Cards



This printable is reproducible.

The Pizza Hut name, logos and related marks are trademarks of Pizza Hut, Inc.