


Summer Math Fun for Preschoolers

These simple activities can start your preschooler on a path to math-based learning!

Give your preschooler plastic or metal measuring cups or spoons. Help her put them in order from smallest to largest. Talk about which one is first, second, etc.

(Learning is Everywhere)




During bath time, use different sized cups and containers to measure water. Talk about which cups holds more or less. Find out how many small cups are needed to fill a big cup.

(Kindergarten, Here I Come!)

Use different sized wands to blow bubbles. Talk about which type of bubbles each creates: big bubbles, smaller bubbles, lots of bubbles, one bubble at a time.

(Learning is Everywhere)



Play shape and color hunt with your preschooler.

Ask him to find something that is shaped like a circle, or find something that is blue. Do the same thing with other shapes and colors.

(Kindergarten, Here I Come!)

Introduce your preschooler to a variety of measurement tools, such as a timer, a ruler, measuring cups and a thermometer. Talk about what each one measure or is used for and help her practice using them.

(Kindergarten, Here I Come!)




Summer Science Fun for Preschoolers

These simple activities can start your preschooler on a path to science-based learning!

Collect objects as you tour your neighborhood with your child. See how many different rocks you can find, or count the different flowers you see. Talk about how the birds make nests for babies and listen to bird songs.

(Learning is Everywhere)




Experiment with magnets. Give your preschooler a refrigerator magnet and see where she can make it stick. Talk about what all the objects have in common.

(Kindergarten, Here I Come!)

Read with your preschooler the 2014 PA One Book, *Stripes of All Types* by Susan Stockdale. Ask questions about the animals and where they live. Ask your child if he/she would like to live there too, and why or why not!

(Learning is Everywhere)



Help your child plant bean or flower seeds in a small can or cup. Put the container in a sunny place. Water it with your child every day. Watch what happens!

(Kindergarten, Here I Come!)

Put out a container for the next rain. Ask your child, "What do you think might happen if we leave this container in the rain?" Keep the container in the rain and revisit it later. Discuss what you and your child observe.

(Recipes for Readiness)

