


# Number Formation Rhymes


Free Printable at [TeachingMama.org](http://TeachingMama.org)



A large number 0 with a dashed outline and a red starting dot at the top right. Below it is a string of colorful triangular bunting flags.

Around and around  
And around we go...  
When we get home we have a zero.

© teachingmama.org



A large number 1 with a dashed outline and a red starting dot at the top. Below it is a brown tree branch with green leaves.

Number 1 is like a stick.  
A straight line that is very quick.

© teachingmama.org



A large number 2 with a dashed outline and a red starting dot at the top left. Below it is a colorful toy train with a red engine and four passenger cars.

Around and back on the railroad track.  
Two, two, Two, two!

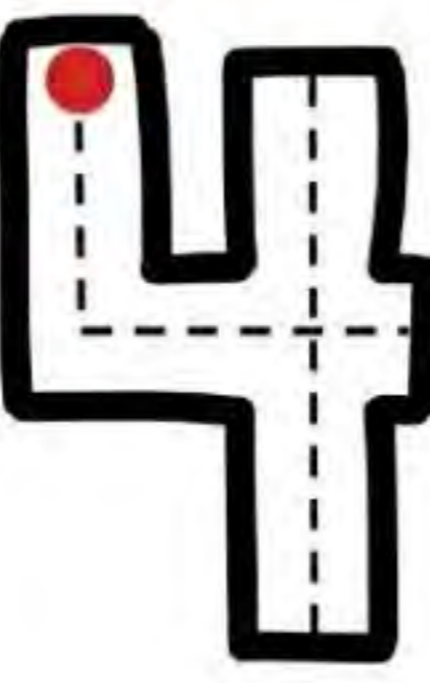
© teachingmama.org



A large number 3 with a dashed outline and a red starting dot at the top left. Below it are three green trees of different sizes.

Around a tree,  
Around a tree.  
That's the way to make a three!

© teachingmama.org



A large number 4 with a dashed outline and a red starting dot at the top left. Below it is a cartoon monkey with a red hat and a red backpack, holding colorful balloons.

Down and over,  
Down once more.  
That's the way to make a four!


© teachingmama.org



A large number 5 with a dashed outline and a red starting dot at the top left. Below it is a cartoon clown with red hair, wearing a red and white striped shirt and blue overalls.

Straight line down,  
Then around.  
Hat on top  
And five's a clown!

© teachingmama.org



A large number 6 with a dashed outline and a red starting dot at the top left. Below it are two clusters of colorful balloons (yellow, red, blue) tied to strings.

Make a curve.  
Then make a loop.  
There are no tricks to make a six!


© teachingmama.org



A large number 7 with a dashed outline and a red starting dot at the top left. Below it is a cartoon girl with brown hair, wearing a green dress and a white halo, standing on a white cloud.

Across the sky  
And down from heaven.  
That's the way to make a seven!


© teachingmama.org



A large number 8 with a dashed outline and a red starting dot at the top left. Below it is a blue race car with two checkered flags on poles.

Make an S  
And do not wait.  
Go back up  
And that's an eight!


© teachingmama.org



A large number 9 with a dashed outline and a red starting dot at the top right. Below it is a colorful rainbow with white clouds.

A loop and a line,  
That makes a nine!

© teachingmama.org



A large number 10 with a dashed outline and a red starting dot at the top left. Below it is a row of ten colorful hearts in various colors (pink, orange, yellow, green, red, blue, purple, orange, yellow, green).

Straight line down,  
Then around with a grin.  
That's the way To make a ten!

© teachingmama.org