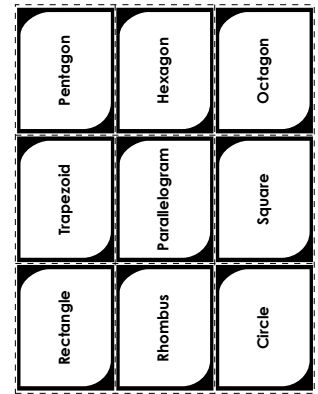



Polygon & Solid Figure Match Game



This game is played like the memory match card game that many children are familiar with. It is designed to reinforce their understanding of polygons and solid figures.

Materials:

Polygon/solid figure cards and name cards (pages 2-5)

Set up:

Copy the cards on card stock so students cannot see through the paper.

Cut the cards on the dotted lines.

Laminate the cards, if desired.

How to Play:

Lay all of the cards upside-down on the table and mix them up.

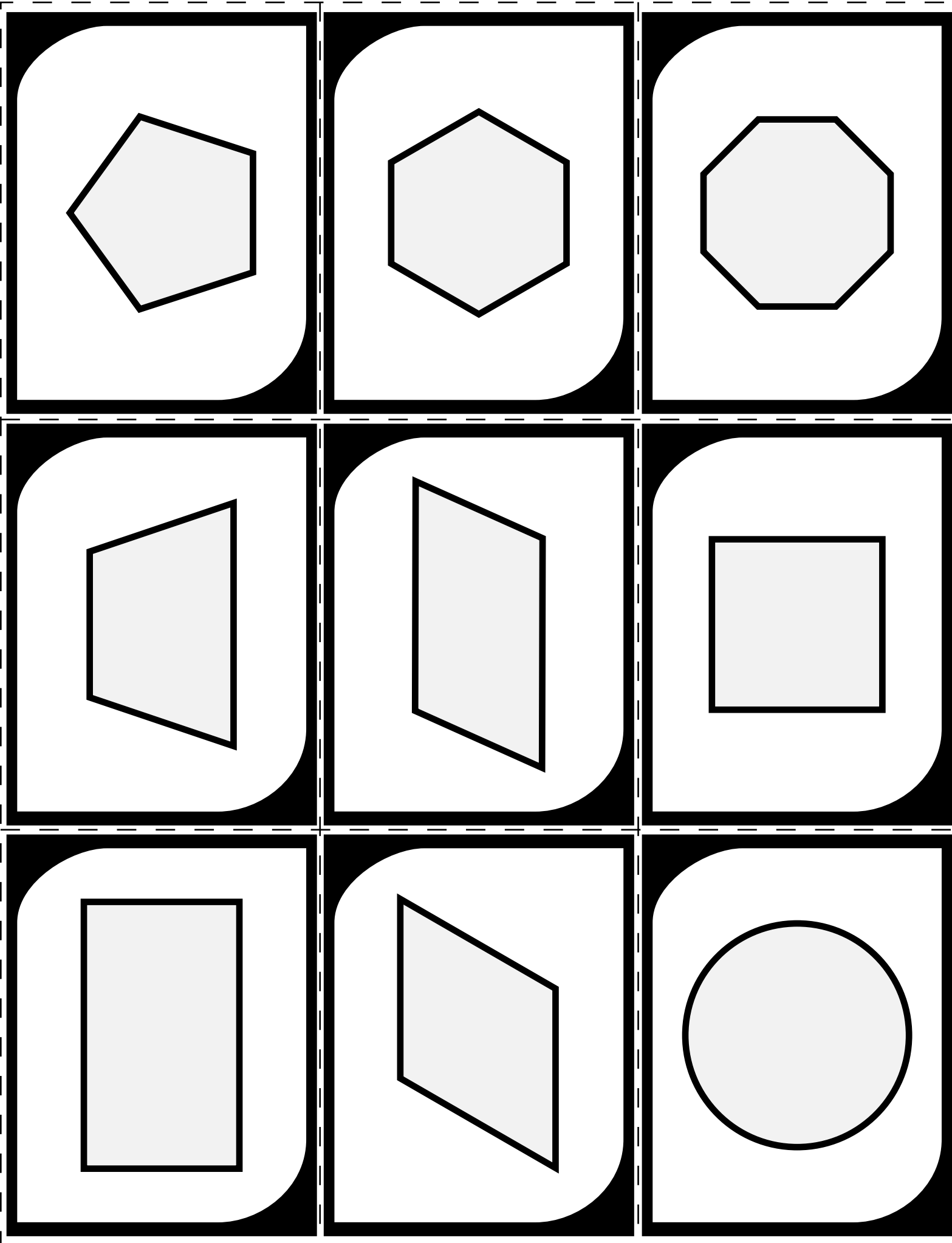
Players will flip pairs of cards. They will try to match the shape name to the matching illustration.

example: The "Cube" card matches the card with illustration of a cube.

Player 1 flips two cards. If the cards match, he or she gets to keep both cards. If the cards do not match, then the cards are flipped back upside-down.

Then, player 2 gets a turn to try to flip matching cards. Players alternate until all cards have been removed from the game.

When the game is over, the player with the most cards is the winner.



Rectangle

Trapezoid

Pentagon

Rhombus





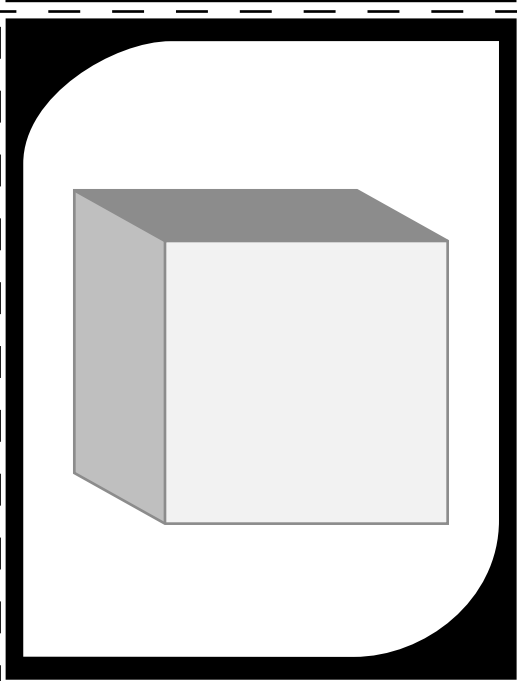
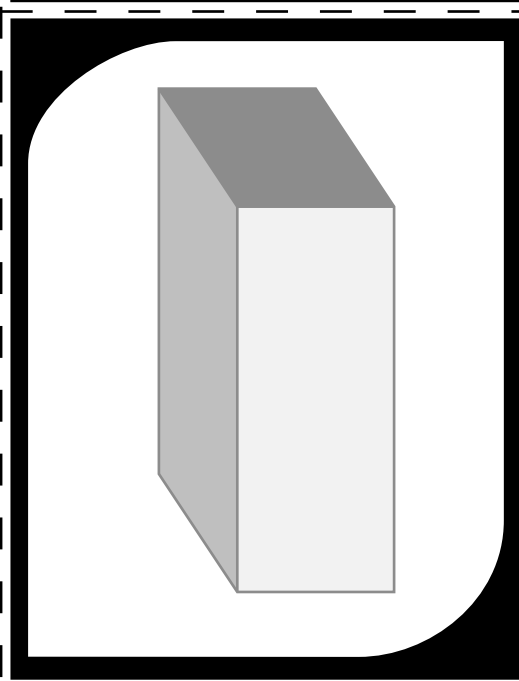
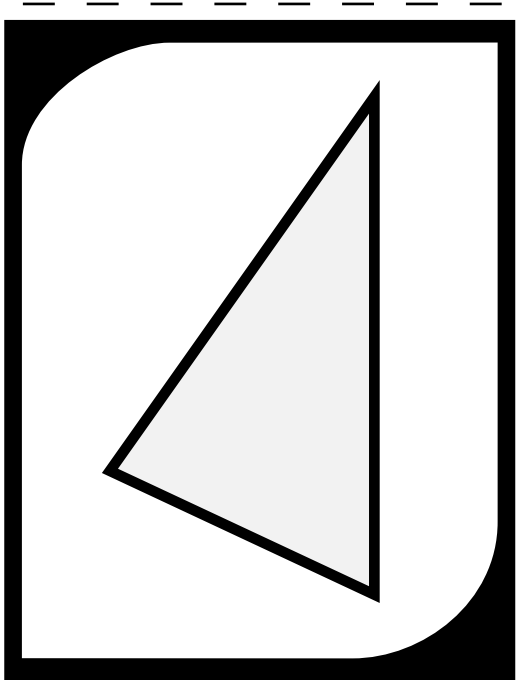


Parallelogram

Hexagon

Circle

Square

Octagon



**Equilateral
Triangle**

**Isosceles
Triangle**

**Scalene
Triangle**

**Rectangular
Prism**

Cube

Sphere

Pyramid

Cone

Cylinder