

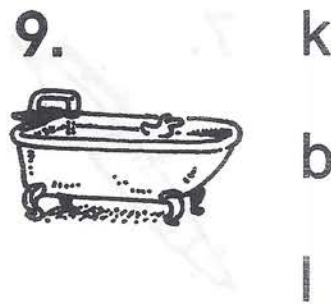

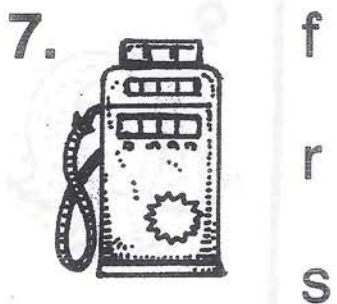







Name _____

 Circle.



© Scott Foresman



Directions: Name each picture.
Circle the letter that stands for the
ending sound.



Home Activity: Say a picture name
and have your child write the letter
for the ending sound.