

Johnny Appleseed

by Jodie Shepherd

Beautifully illustrated and filled with rhythmic text, Johnny Appleseed inspires even the youngest readers and encourages them that even the smallest act of kindness can change the world.



Read

Before:

Introduce the book and tell the children a little bit about it. Follow with a comment or question that is related to the story such as, *Have you ever heard about Johnny Appleseed? What do you know about him?* Encourage a discussion so the children can comment, ask questions, and express their feelings. Set the stage for listening by asking an "I wonder" statement based on the cover illustration.

- I wonder why Johnny Appleseed has the pot on his head?

During:

Encourage the children to comment on the illustrations, ask questions, and predict what will happen next in the story. Children gain confidence and a sense of achievement through being able to correctly predict how a story will end. Point out "rare words" (e.g., those words that are not commonly used in every day conversation) and help the children relate the meaning in a way that makes sense to them.

Rare Words in *Johnny Appleseed*

- squishy: soft and giving under pressure
- meadows: a grassy field
- dashing: to move quickly from one place to another
- soaring: to fly or rise high in the air
- injured: to cause physical damage to a person or thing
- creature: any living person or animal
- orchards: an area of fruit or nut trees
- munching: to chew food purposefully
- delicious: delightful, pleasing and enjoyable
- burlap sack: coarse cloth woven from rough thread
- countryside: an area of land that is farmed
- seedlings: young plant that has grown from a seed
- settlers: early residents in a new place

After:

Discuss the story. Ask questions...

- What was Johnny Appleseed's real name?
- How many siblings did Johnny have?
- What kinds of things did Johnny Appleseed like to do?
- What animals did Johnny Appleseed find in the meadows and woods?
- Where did Johnny work when he got older?
- Can you describe some of the things Johnny did in the orchard?
- How did Johnny live when he traveled west?
- What did Johnny plant? What did he do with the seedlings?
- Why did everyone like Johnny? How did he help others?
- What happened to all the seedlings that Johnny Appleseed planted? Are the apple orchards still around today?



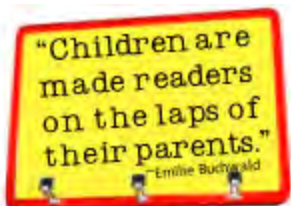



Do

Apple Orchard Sequence

After reading the story, hand each child the *Apple Orchard Sequence Cards* and allow each child enough time to color the pictures and cut them out. Once the cards are separated, help the children place the cards in the correct sequential order. If desired, you can have each child glue the pictures onto construction paper, in the correct order.

My Name: _____

Apple Orchard Sequence Cards



R.E.D. Zone
Sponsored by Pizza Hut®

www.bookitprogram.com/redzone

Visit the R.E.D. Zone for more reading-readiness printables, read-aloud tips, resources and more!