

Counting Crocodiles

by Judy Sierra

Learning to count forwards and backwards to 10 has never been so much fun. By using clever, witty rhymes and intriguing, detailed pictures, children will love reading this story over and over again.



Read

Before:

Introduce the book and tell the children a little bit about it. Follow with a comment or question that is related to the story such as, *How would you get crocodiles to line up so you could count them?* Encourage a discussion so the children can comment, ask questions, and express their feelings. Set the stage for listening by asking an "I wonder" statement based on the cover illustration.

- I wonder what that monkey is doing in the crocodile's mouth?

During:

Encourage the children to comment on the illustrations, ask questions, and predict what will happen next in the story. Children gain confidence and a sense of achievement through being able to correctly predict how a story will end. Point out "rare words" (e.g., those words that are not commonly used in every day conversation) and help the children relate the meaning in a way that makes sense to them.

Rare Words in *Counting Crocodiles*

- clever: showing intelligence
- sour: sharp-tasting, having a tart or sharp taste
- lemons: yellow or green citrus fruit with a sour taste
- sautéed: to fry something lightly in a little butter, oil or fat
- pureed: to grind something into a paste like substance
- puckered: gather into wrinkles around the lips
- delectable: delicious, delightful or very pleasing
- vicious: ferocious and violent
- suspicious: inclined or tending to believe that something is wrong
- lurking: to move about furtively or wait in a concealed position or shadowy corner
- galore: in large quantities or numbers
- mohawks: shaved hairstyle in which the sides of the head are shaved.
- impatiently: annoyed at waiting
- scolded: tell somebody off, speak harshly
- ashore: to the land from the water
- scurried: to move at a hurried pace, usually with small fast steps

After:

Discuss the story. Ask questions...

- What fruit did the monkey eat every day, all day?
- What fruit was on the other island?
- What question did he ask the crocodiles?
- What did he do with the crocodiles?
- How did the monkey get all the bananas to the other island?
- How did the monkey trick the crocodiles?



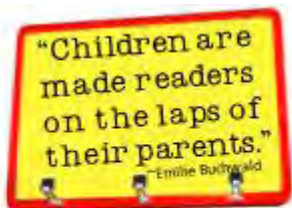





Do

Crocodile Number Line

Give each child the *Crocodile Number Line* sheet and allow them enough time to color and cutout all the crocodiles. Next the children will line up the crocodiles in ascending order from 0 – 10 and then in descending order from 10 – 0.

My Name: _____

Crocodile Number Line



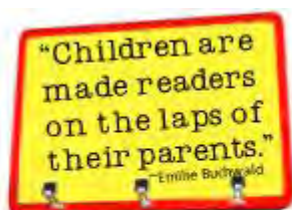





R.E.D. Zone
Sponsored by Pizza Hut®

www.bookitprogram.com/redzone

Visit the R.E.D. Zone for more reading-readiness printables, read-aloud tips, resources and more!

My Name: _____

Crocodile Number Line



R.E.D. Zone
Sponsored by Pizza Hut®

www.bookitprogram.com/redzone

Visit the R.E.D. Zone for more reading-readiness printables, read-aloud tips, resources and more!