

Equi-librium Head Start Rubric

Week 1:

Get to Know You

Come in, have a seat, introductions, talk about safety issues
Rules of the barn- walking feet, listening ears, quiet voices
Helmet/belt procedures- get fitted for helmets
Sign-in procedure- kids sign-in (practice writing name)
Tour of upper Barn (horses tacked and ready in holding stalls)
Horse rules- pet only neck and shoulder, walk around the face/eyes, soft and gentle

Now horses may come out

Split into groups: Group 1 – rides
Group 2 – tour of facility
Group 3 – (if needed) snack and coloring

Switch activities

Put away belts and helmets

Recap together-rules, names, favorite part, goodbyes

Week 2:

Grooming

Recap names and rules

Get helmet and sign-in

Discussion: Grooming and grooming tools

All children groom horses in teams

Riders tack their horses

Split into groups: Group 1 – rides – mailbox with grooming tools/tack
Group 2 – discussion on grooming, groom Little Bear
Group 3 - (if needed) snack, grooming coloring sheets

Switch activities

All students help un-tack

Put away belts and helmets

Recap together-rules, grooming tools, names, favorite part, goodbyes

Week 3:

Parts of the Horse

Recap names and rules

Get helmet and sign-in

Discussion: Body Parts

All children groom horses in teams

Riders tack their horses

Split into groups: Group 1 –rides – try to count body parts while riding
Group 2 –horse/people body parts puzzles, observe horses

Group 3 -(if needed) snack, horse coloring sheets

Switch activities

All students help untack

Put away belts and helmets

Recap together-horse body parts, favorite part, goodbyes

Week 4: Horse Food

Welcome

Get helmet and sign-in

Discussion: Food

All children groom horses in teams

Riders tack their horses

Split into groups: Group 1 –rides – Shopping Game

Group 2 – hands on feed demo, make snack for horses

Group 3 - (if needed) snack, horse coloring sheets

Switch activities

All students help untack

Put away belts and helmets

Recap together- horse food, favorite part, goodbyes

Week 5: Shapes

Welcome

Get helmet and sign-in

Discussion: Shapes

All children groom horses in teams

Riders tack their horses

Split into groups: Group 1 –rides – park your horse in different shapes

Group 2 – shapes with poles outside, chalk shapes- lower barn

Group 3 - (if needed) snack, shape coloring sheets/puzzles

Switch activities

All students help untack

Put away belts and helmets

Recap together-shapes, favorite part, goodbyes

Week 6: Letters

Group 1 –rides – letters around the arena, mailbox letters

Group 2 –Letter Hunt w/big puzzle, horses names

Group 3 - (if needed) snack, letter coloring sheets/puzzles

Week 7: Numbers

- Group 1 –rides – which one is missing, beanbag games
- Group 2 – counting tasks: cups of water, numbers we use in barn
- Group 3 - (if needed) snack, number coloring sheets/puzzles

Week 8: Obstacle Course (over, under, through, around)

- Group 1 –rides – through obstacles
- Group 2 – use shapes to create obstacle in stall
- Group 3 - (if needed) snack, coloring sheets/puzzles

Week 9: Horse Care

- Group 1 –rides
- Group 2 –sawdust, hay, water, lower barn
- Group 3 - (if needed) snack, coloring sheets/puzzles

Week 10: Fun Games-Recap of All Lessons

- Group 1 –rides , games: bowling, BB, beanbag toss
 - Group 2 –all we have learned, goodbye to horses, cards for helpers/horses?
 - Group 3 - (if needed) snack, coloring sheets/puzzles
- Wrap up with awards ceremony
Goodbyes

Other Ideas for lessons:

- Measuring - big/little, short/long, etc.
- Colors/breeds
- Water day
- Driving a cart











COLORAGES.NITZ




__ a r n


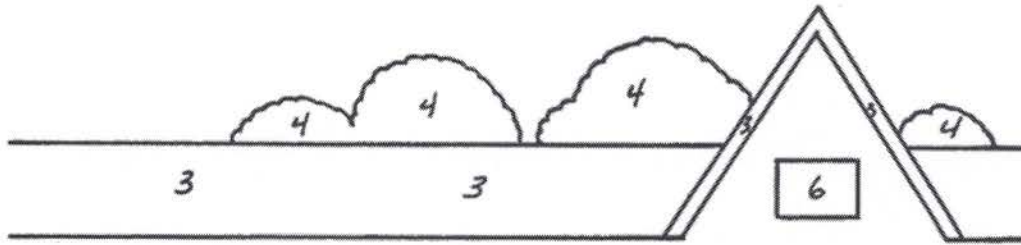


Hh

horse

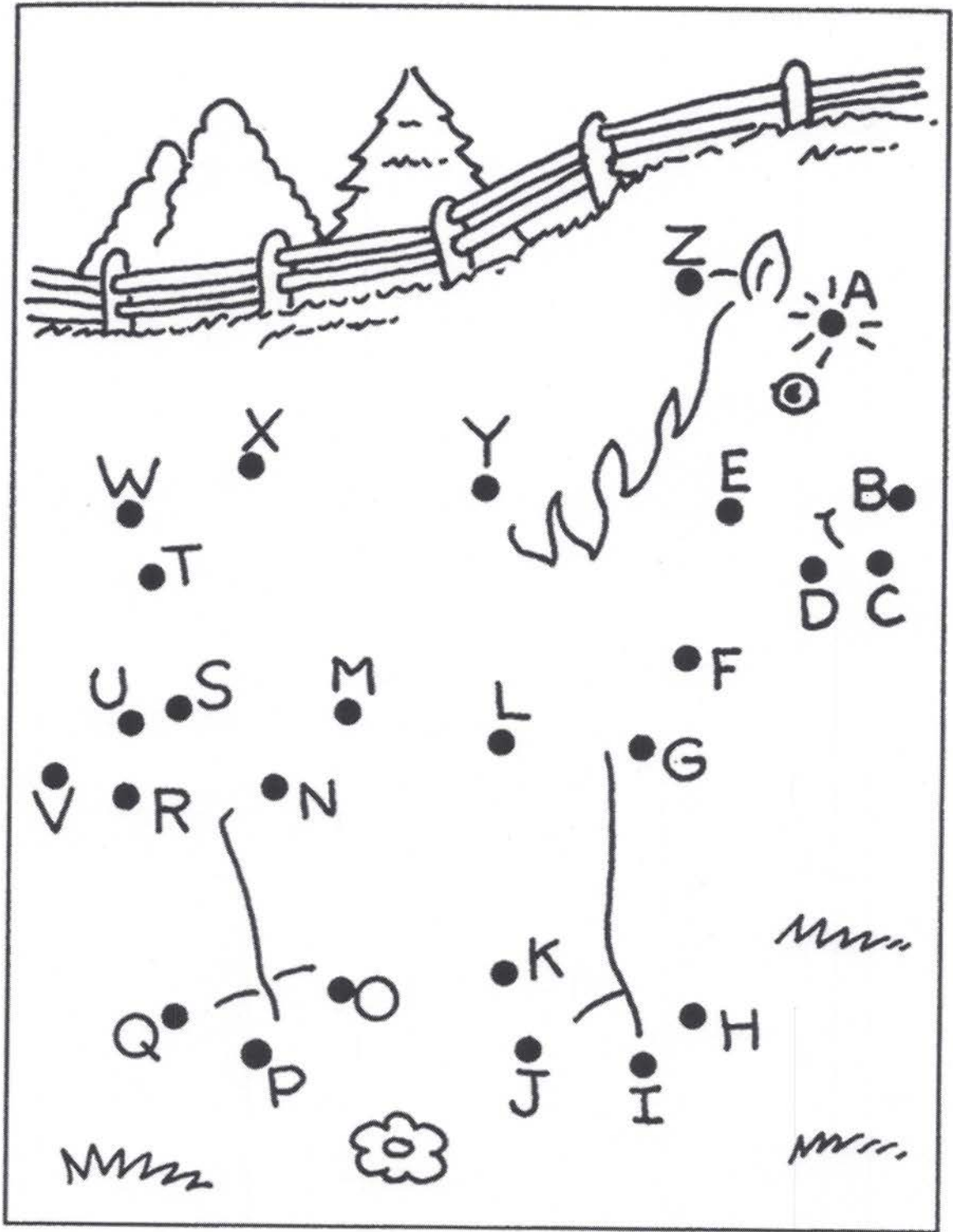


hen




- 1 - Red
- 2 - Yellow
- 3 - Blue
- 4 - Green
- 5 - Brown
- 6 - Black
- 7 - Orange
- 8 - Purple

A Black Horse



People like to put a saddle on this animal
and take it for a ride.



- 1. black
- 2. white
- 3. gray
- 4. blue
- 5. red
- 6. skin tone
- 7. brown
- 8. green
- 9. tan
- 10. yellow

