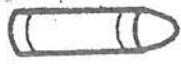


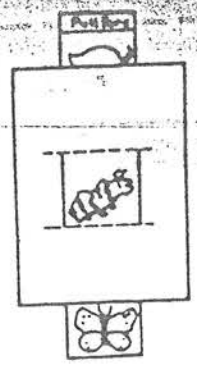


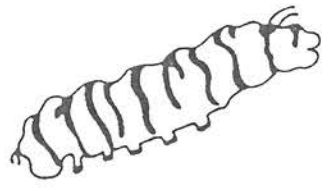
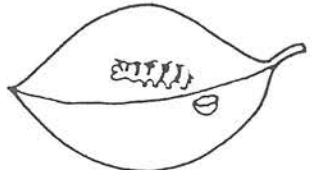
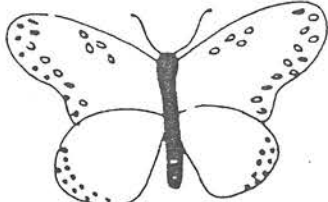


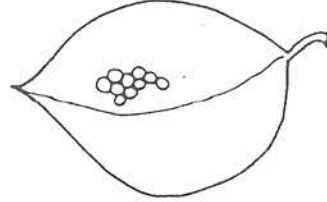
Teacher: Children cut out and paste the pictures in the correct order on the "pull-strip". Give each child a 4" x 6" file card with two horizontal slits cut apart in the middle of the card. Children thread the pull-strip through the card to watch the caterpillar grow into a butterfly.

Pull Here

1	paste
2	paste
3	paste
4	paste
5	paste
6	paste

- 1 Color 
- 2 Cut 
- 3 Paste 



	4
	2
	6
	3
	5
	1