


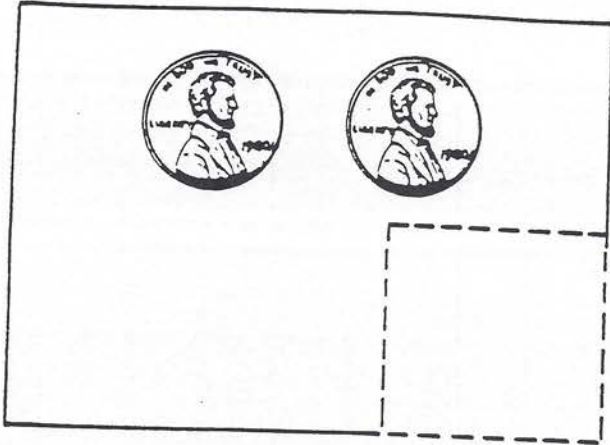


Name _____

Pennies

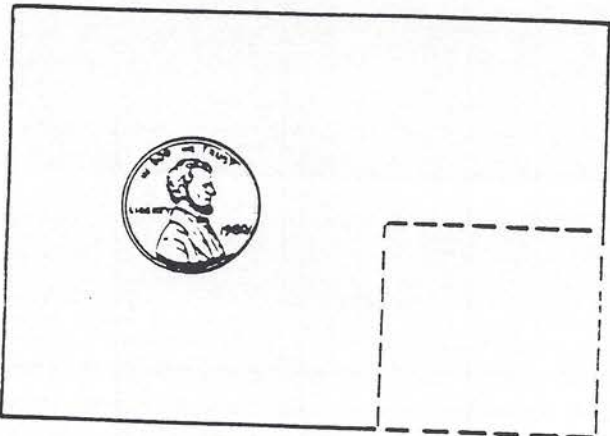
1.  2.  3. 



Two Lincoln cents are shown at the top. Below them is a dashed rectangular box for cutting practice.




Three Lincoln cents, two Union Shield cents, and one Lincoln cent are shown at the top. Below them is a dashed rectangular box for cutting practice.




One Lincoln cent is shown on the left. Below it is a dashed rectangular box for cutting practice.



Five Union Shield cents and two Lincoln cents are shown at the top. Below them is a dashed rectangular box for cutting practice.




Six Lincoln cents and two Union Shield cents are shown at the top. Below them is a dashed rectangular box for cutting practice.



Three Lincoln cents and two Union Shield cents are shown at the top. Below them is a dashed rectangular box for cutting practice.

© Carson Dellosa Publ. CD 0586



A row of six numbered boxes (1, 2, 3, 4, 5, 6) for counting practice. A scissors icon is positioned to the right of the boxes.