






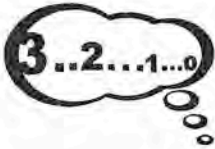











LEARNING PLAN PRESCHOOL III
Monday, January 21, 2008

Winter Animals

Letter U

<p>AM Circle Time</p> 	<p>Social Competence</p> <p>Winter Animals: What kinds of winter animals live in your area? Make a list of those children say. Ask if children know about polar bears. Where do they live? Read <u>Polar Bear Polar Bear What Do You Hear?</u> by Eric Carle.</p>
<p>Character Building</p> 	<p>Character Trait Development</p> <p>Caring for our Earth: Select another Roots and Shoots curriculum activity for this week's caring for our earth project.</p>
<p>Color and Shape</p> 	<p>Visual Discrimination</p> <p>Complete the Winter Counting Booklet found at the end of this learning plan. Create one as a teacher book by enlarging, coloring and laminating. Children can put the pages in order and use for winter counting fun.</p>
<p>Creative Art</p> 	<p>Creative Expression</p> <p>Polar Bear: Have the children make a polar bear. Provide white paper, cotton balls, fur, sequins, glitter and glue. Encourage the children to make up a creative story about a polar bear. Attach story to polar bear when finished.</p> <p>Be sure to set up your easel daily.</p>
<p>Language</p> 	<p>Emerging Literacy</p> <p>Ugboo Story: Read the Ugboo story as you display one story panel at a time. Talk about the words that begin with the letter Uu. Say the Uu words slowly and have the children repeat. Create a Uu puppet and use as a teaching prop when telling the story.</p>

	<p>Unicorn Books: Provide pages bound with yarn for children to illustrate stories about unicorns. Write out their words for them as they tell you their story. Ask them to find and underline the <u>Uu</u> letters.</p>
<p>Math Sense</p> 	<p>Cognitive Mathematical Thinking</p> <p>Graphing: Use patterning page attached at the end of this learning plan and cut into individual pieces for children to make their own graph. Create a graph grid and create headings so children can glue on appropriate winter pictures.</p>
	<p>Physical Growth and Musical Intelligence</p> <p>This week turn to pages 52 and 53 for information on how to introduce the Today is Monday song. You'll use JEM CD Trace #22 as you ask children to listen. Play the Musical Instrument Detective Game and have children place instrument cards in the pockets on the song chart holder.</p>
<p>Old Town Colony</p> 	<p>Socio-Dramatic Development</p> <p>Create a cave. Talk about hibernation and where animals go to keep warm. Provide props and lots of imagination.</p>
<p>Outdoors</p> 	<p>Physical Fitness</p> <p>Under the Hat Relay: Give each child a stick of some kind, a long twig, a tinker toy, a ruler. Divide the children into teams for this relay. Provide a hat for each team. Ask the children to pass the hat among their teammates by using only the sticks to move it along. The first team to pass the hat down the line and back up to the starting person wins!</p>
<p>Portfolio</p> 	<p>Critical Thinking Skills</p> <p>Write: This is your last week to complete the name writing activity for the Portfolio.</p>
<p>Science</p> 	<p>Ecological Awareness</p> <p>Continue selecting a Roots and Shoots project that involves children in recycling, conservation and ecology.</p>





<p>Sensory</p> 	<p>Fine Motor Skill Development</p> <p>Umbrella Match: Make pairs of colored construction paper umbrellas for the children to match.</p>
<p>Spanish</p> <p>Hola</p>	<p>Foreign Language Acquisition</p> <p>Lesson # 20 focuses on learning phrases associated with school. See complete activity pages at the end of this learning plan.</p>
	<p>Reading and Writing Preparation</p> <p>Pipette Tray Task: Turn to page 47 of the Tray Tasking book. Children will cross their midline, coordinate eye/hand motions and discover the properties of seeing color disperse throughout a gelatin mold.</p>
<p>Three Step Tray Tasking</p> 	<p>Organizational Skills</p> <p>The tray tasks this week focus on folding, cutting and gluing. Tasks #55 and #56 are on pages 122 – 125. Check the pages to help you prepare this week's tray tasks.</p>
<p>PM Circle Time</p> 	<p>Building Short and Long Term Memory Skills</p> <p>Recall day's events Recall Spanish words for week Recall alphabet story and letter U Unicorn Song (Tune: Pop Goes the Weasel)</p> <p>One night I dreamed of a little horse, That had a great big horn. Right in the middle of its head It was a unicorn. I rode all night upon its back, As I dreamed along But when the morning light appeared, Poof! It was gone.</p>






LEARNING PLAN PRESCHOOL III
Tuesday, January 22, 2008

Winter Animals

Letter U

<p>AM Circle Time</p> 	<p>Social Competence</p> <p>Winter Animals: Why do animals hibernate? How do the animals keep warm? Explain ways animals can keep warm in winter. Talk about penguins. What are penguins? Where do they live? What do they eat?</p>
<p>Creative Art</p> 	<p>Creative Expression</p> <p>Penguins: Provide black, yellow and orange paper. Provide paper plates. Let the children create and design a penguin.</p>
<p>Language</p> 	<p>Emerging Literacy</p> <p>Review the alphabet story about <u>U</u>gboo. As you read encourage children to hold a writing finger in the air and make the letter U in the sky when you read a word that begins with that letter.</p> <p>Uncle Stories: Have the children make up pretend stories about their uncles. Have the children dictate their words as they tell you their story.</p>
<p>Music and Movement</p> 	<p>Physical Growth and Musical Intelligence</p> <p>Little Birds (Poem) Little birds when winter comes, (make wings with arms) Have no food at all. (shake head sideways) Make a feeder for our feathered friends Then place it in the treetop tall. (raise hands above head)</p>

	<p>Oh, Do You Know the Letter Uu? (Tune: Oh Do You Know the Muffin Man)</p> <p>Oh, do you know the letter Uu, the letter Uu, the letter Uu? Oh do you know the letter Uu? which makes a sound like this, uuuuu.</p>
<p>Science</p> 	<p>Scientific Thinking Skills</p> <p>Penguins: Explain to the children that a penguin has a special gland in its body that produces oil which makes the penguins feathers waxy. The waxy feathers protect the penguin from extreme cold and icy waters in the South Pole. In order to show the children how the water repels off of the waxy feathers, draw a picture of a penguin. Have the children color the feathers of the penguin with black and white crayons. Pour a cup of water all over the picture. The water will soak the paper however the water will roll off the crayon. This science experiment will show the children that the water will roll off of the penguin because of the waxy feathers.</p>
<p>Sensory</p> 	<p>Fine Motor Skill Development</p> <p>Pipe cleaner Uu: Provide pipe cleaners for the children to bend and form into the letter Uu.</p>
<p>PM Circle Time</p> 	<p>Building Short and Long Term Memory Skills</p> <p>Recall day's events Recall Spanish words for the week Recall alphabet story and letter Uu</p> <p>Oh Do You Know the Letter Uu? (Tune: Oh, Do You Know the Muffin Man?)</p> <p>Oh, do you know the letter Uu? the letter Uu, the letter Uu? Oh, do you know the letter Uu? that makes a sound like this, uuuuu.</p>









LEARNING PLAN



PRESCHOOL III

Wednesday, January 23, 2008

Winter Animals

Letter U

<p>AM Circle Time</p> 	<p>Social Competence</p> <p>Winter Animals: Where do bears go in the winter? What are ways they can keep warm? Go on a bear hunt with your children. Read <u>Brown Bear Brown Bear What Do You See?</u> by Eric Carle.</p>
<p>Creative Art</p> 	<p>Creative Expression</p> <p>Bears: Have the children create a bear using collage materials. Have the children create a bear story and attach the back of the bear.</p>
<p>Language</p> 	<p>Emerging Literacy</p> <p>Letter Uu: Cut a large Uu from mural paper. Decorate with umbrella stamps or stickers.</p> <p>Letter Uu Box: Provide items that start with the letter Uu such as an umbrella, unicorn, picture of a unicycle, uniform, etc.</p>
<p>Journeys THE JEM ACTIVITY BOOK</p> 	<p>Physical Growth and Musical Intelligence</p> <p>Turn to page 238 and 239 of the JEM Activity Book for ideas on how to introduce the activity Food for Days. There is a coloring activity to go along with this one.</p>
<p>Portfolio</p> 	<p>Critical Thinking Skills</p> <p>Cut: This is your last week to complete all children's monthly cutting activity for their Portfolio</p>
<p>Science</p> 	<p>Scientific Thinking Skills</p> <p>Universe: Observe the sky on a clear evening. By standing in an unobstructed position you can see the universe. You can see stars, planets and the Milky Way</p>

	galaxy. At times you may also see meteors, comets and the moon. Encourage children to look at the universe this evening and tell you about it tomorrow.
<p>Sensory</p> 	<p>Fine Motor Skill Development</p> <p>Ukulele: Provide a toy ukulele, and have the children take turns strumming the ukulele saying the Uu sound.</p>
<p>PM Circle Time</p> 	<p>Building Short and Long Term Memory Skills</p> <p>Recall day's events Recall Spanish words for the week Recall alphabet story and letter Uu</p> <p>Uu Song (Tune: My Bonnie Lies Over the Ocean)</p> <p>Let's stand up and sing for umbrella, Umbrella starts with Uu. Let's stand up and sing for umbrella, And for the letter Uu. U,U,U,U, Let's sing for the letter U,U,U, U,U,U,U, Let's sing for the letter Uu.</p>







LEARNING PLAN





PRESCHOOL III

Thursday, January 24, 2008

Winter Animals

Letter U

<p>AM Circle Time</p> 	<p>Social Competence</p> <p>Have children bring an object from the room to the circle and hide it behind their back. When you call on a child, they are to begin to describe it to see if the rest of the children can guess what it is.</p>
<p>Creative Art</p> 	<p>Creative Expression</p> <p>Winter Animals Diorama: Give each child a shoe box, collage materials, cotton balls, fur, etc. Let the children design and create a winter animal scene diorama.</p>
<p>Language</p> 	<p>Emerging Literacy</p> <p>Upper Body Movements: Ask the children to identify the upper part of their body. Ask them to name all the body parts that can move on the upper portion. Play some music and only have the children move their upper torso and its parts. Contrast this experience by using only the bottom part of the body for some alternative movements.</p>
<p>Math Sense</p> 	<p>Chinese Counting: Copy the Chinese Counting Book at the end of this learning plan as an activity to complete today and tomorrow in recognition of the Chinese New Year on January 29.</p>

<p>Music and Movement</p> 	<p>Physical Growth and Musical Intelligence</p> <p>Bear in Winter Pretend to be a bear. Walk like a bear bending your knees and touching your hands to the floor. Look for a warm cave because it is getting colder. Curl up and go to sleep until the weather is warmer. Now awaken slowly from your winter's nap. Stretch your body. You are very hungry. It's time to leave the cave and hunt for food.</p> <p>Up and Down and Over (Poem)</p> <p>A butterfly came dancing by, up and down and over. Up and down, up and down, up and down, and over. A honeybee came dancing by, Up and down, up and down, up and down, and over. A honeybee and butterfly, up and down and over. Up and down, up and down, up and down and over Danced and danced as they flew by, then rested in the clover.</p>
<p>Science – Cooking</p> 	<p>Physical Properties</p> <p>Ugboo's Unpop: You will need ½ C milk and pour it into a cup. 1T Orange juice concentrate and add to cup. Stir well. Be sure to check for allergies.</p>
<p>Sensory</p> 	<p>Fine Motor Skill Development</p> <p>Ink Pad U's: Have the children make the letter Uu using their thumbprints. When dry, use markers and form a creature out of the letter Uu.</p>
<p>PM Circle Time</p> 	<p>Building Short and Long Term Memory Skills</p> <p>Recall day's events Recall Spanish words for the week Recall alphabet story and letter Uu</p> <p>Remind the children to wear white to school tomorrow!</p>