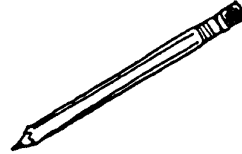



# Make and Play the Dreidel Game

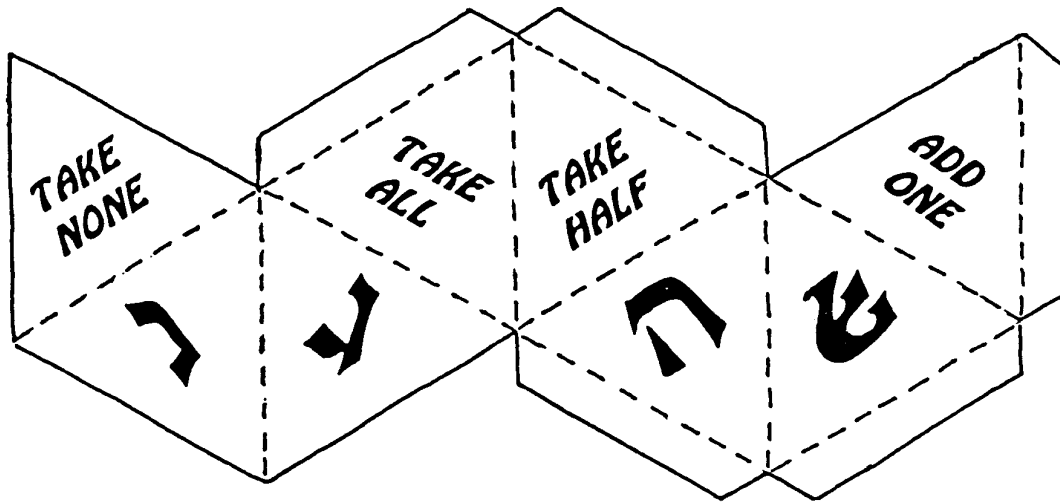


**YOU'LL NEED:**      scissors      tape  
                         pencil      15 markers (beans, buttons, peanuts, etc.)

## TO MAKE A DREIDEL:



1. Cut out the dreidel.
2. Fold along the --- dashed lines and tape in place.
3. Snip off a small piece of the top and bottom points of the dreidel.
4. Put a pencil through the holes, with the point down.



## TO PLAY THE DREIDEL GAME:

1. Each player puts a marker in the middle. This is called the Pot.
2. Players take turns spinning the dreidel.

If the **TAKE NONE** is on top, the player takes nothing.  
If the **TAKE ALL** is on top, the player takes the whole Pot.  
If the **TAKE HALF** is on top, the player takes one half the Pot.  
If the **ADD ONE** is on top, all players add one marker to the Pot.

