




Name _____

Groundhog Hat

Following
directions

Color. Cut out. Glue on a long green paper strip.
Wear your groundhog hat. Say the poem.



TEACHER: Before doing this activity, cut out long green paper strips so they wrap around a child's head. Make one for each student. Practice reading the poem together. After each child has glued a groundhog face and paws on his or her paper strip, tape or staple the groundhog hat around the child's head so it fits securely. You may want each child to cut out the poem and give it to a large craft stick so he or she can hold it while reciting the poem. The groundhog's face may also be used as a cover for a groundhog snake book.